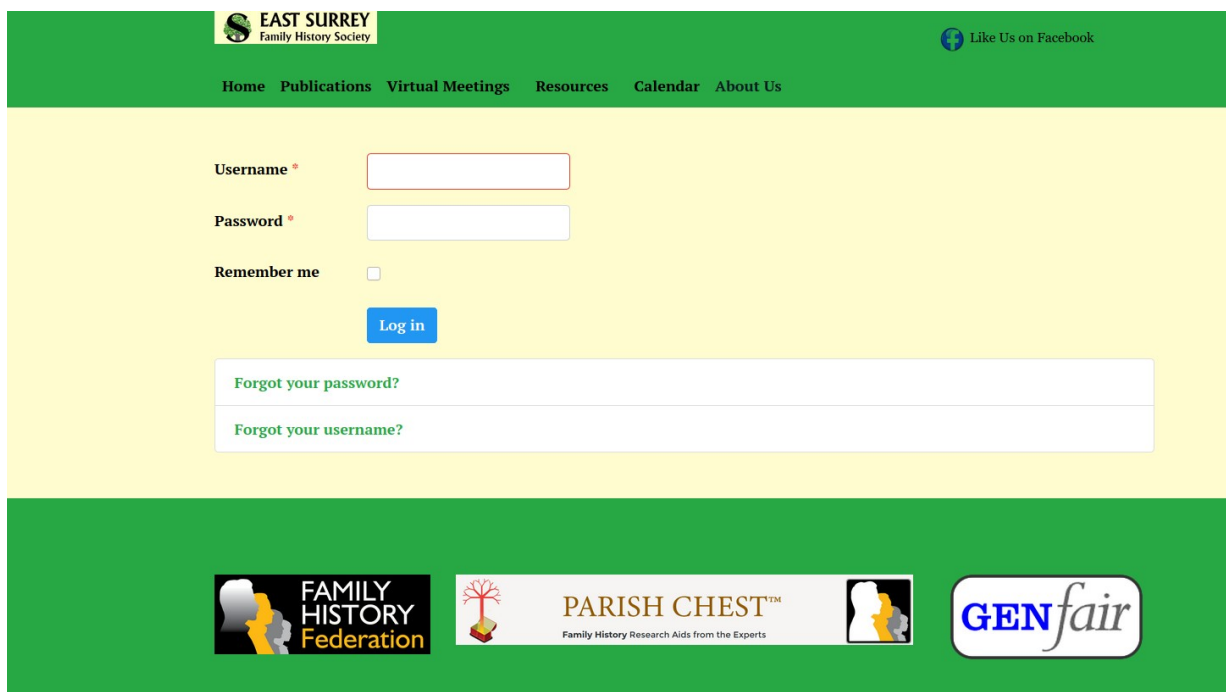


Renew or Setting Password

If you have to either renew or set your password for the East Surrey FHS web site, click on “Login” which appears under the “Members” tab. You should then see the item below, and chose the “Forgot your password”. {Your username is your registered email address}.



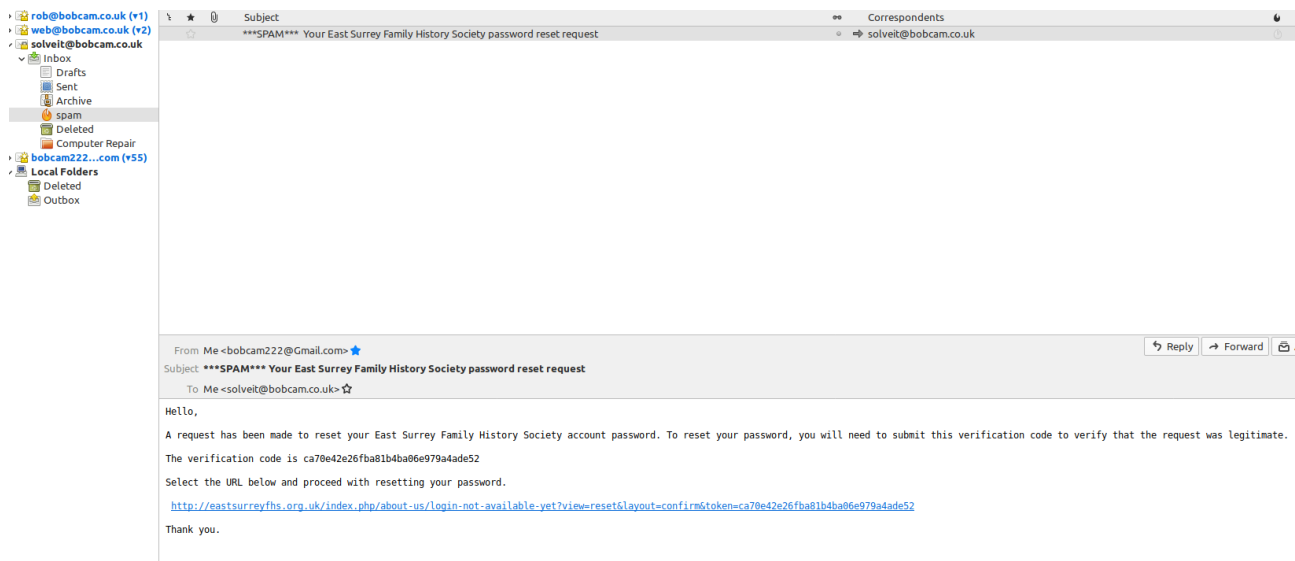
The screenshot shows the login page of the East Surrey Family History Society. At the top, there is a green header with the society's logo and name on the left, and a "Like Us on Facebook" link on the right. Below the header is a navigation menu with links for Home, Publications, Virtual Meetings, Resources, Calendar, and About Us. The main content area is yellow and contains a login form with fields for Username and Password, a "Remember me" checkbox, and a "Log in" button. Below the form are two links: "Forgot your password?" and "Forgot your username?". At the bottom of the page, there is a green footer with logos for the Family History Federation, Parish Chest, and GENfair.

You will then be presented with and type in your email address:-

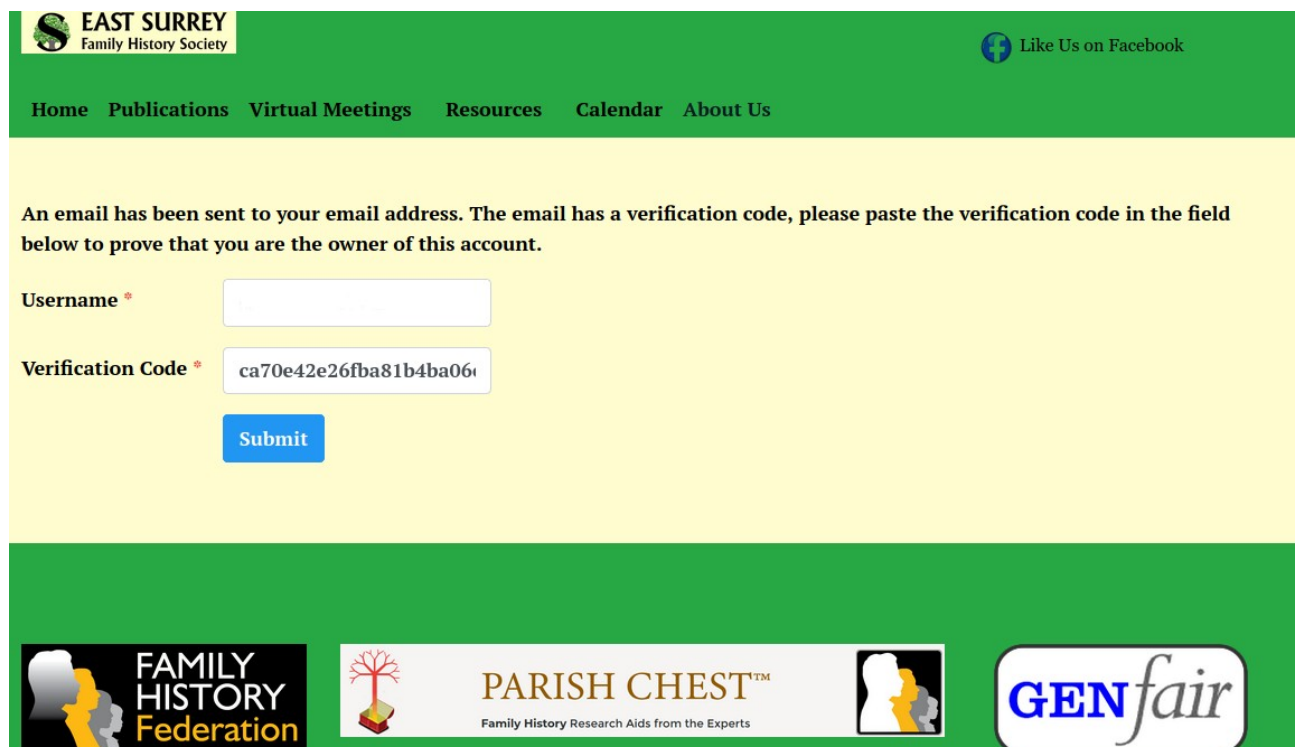


The screenshot shows the password reset page of the East Surrey Family History Society. At the top, there is a green header with the society's logo and name on the left, and a "Like Us on Facebook" link on the right. Below the header is a navigation menu with links for Home, Publications, Virtual Meetings, Resources, Calendar, and About Us. The main content area is yellow and contains a white box with the following text: "Please enter the email address for your account. A verification code will be sent to you. Once you have received the verification code, you will be able to choose a new password for your account." Below this text is a form with a label "Email Address *" and a text input field containing the email address "veit@bobcam.co.uk". A "Submit" button is located below the input field. At the bottom of the page, there is a green footer with logos for the Family History Federation, Parish Chest, and GENfair.

You will then be sent an email, entitled “ Your East Surrey Family History Society password reset request” {which may appear in your SPAM folder instead of your Inbox box}. The example shown below is from my Thunderbird so it may log different in Outlook/Google/Applemail.



If you now click on the item which starts <http://eastsurreyfh.org.uk>..... it should take you to where you enter your email again as the username.



To complete the password reset process, please enter a new password.

Password *

Confirm Password *

Submit



Now enter your new password, which needs to be 8 characters long with at Least one Capital letter and one special character {!,@,#,~,£,.....}.

I hope you manage to login, any problems email webmaster@eastsurreyfhs.org.uk.

When you successfully login look under the “Members” tab again to find extra items.